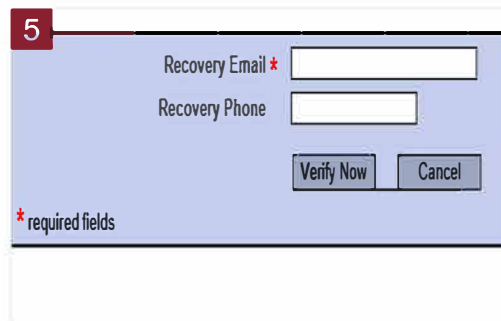

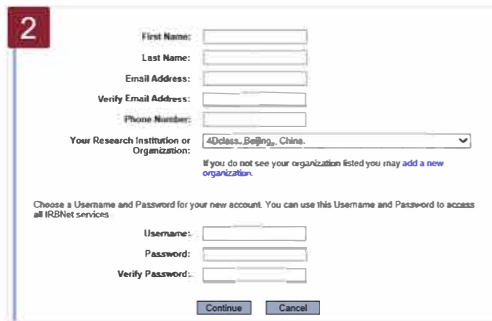
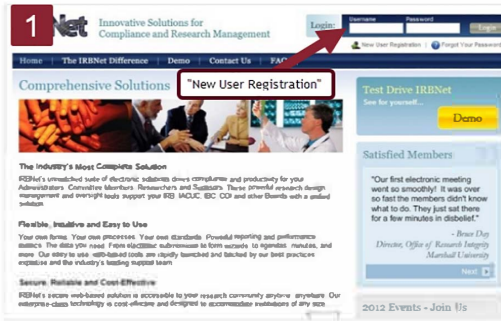


# How to Register in IRBNet



1 Navigate to [www.irbnet.org](http://www.irbnet.org) and click "New User Registration."

2 Fill in the form with the appropriate information for yourself, and create a username and password.

3 Select "University of Denver (Colorado Seminary)" as Your Research Institution or Organization.

4 Agree to the IRBNet User Terms.

5 Provide a recovery email address - one that is different from the one you used to register your new account.

6 Enter the verification code sent to your RECOVERY email address. Then go to your email that you registered your account with and click the link in the "IRBNet Activation Required" email.

